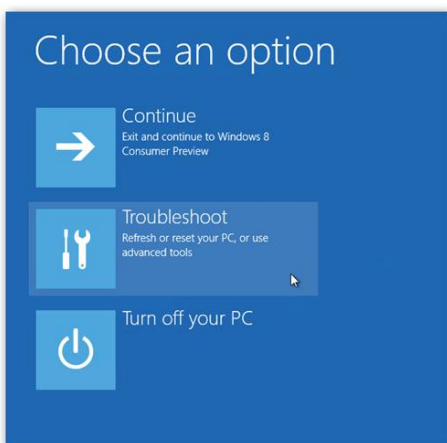


## How to install TE00A01USB Encoder driver on Win8 OS

Before installing drivers be sure to Log In with Administrator rights.  
 In Win8, you must run the installer while logged on as a user with administrative privileges, because changes to the Program Files directory require elevated security.  
 Disable UAC (User Account Control)

Press WIN  + **R** key  
 In the window write **shutdown.exe /r /o /f /t 00** and press **Enter** to confirm

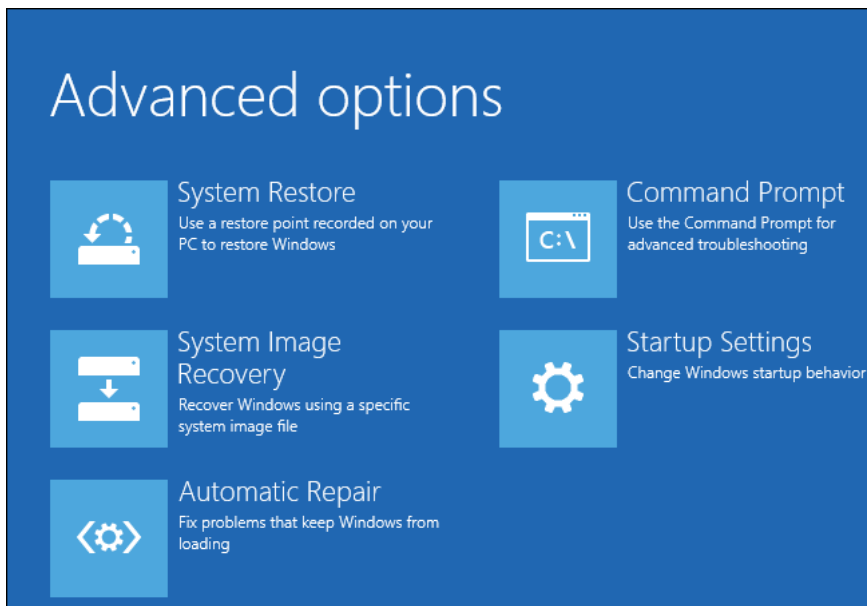
Pc will reboot with a blue screen like picture below



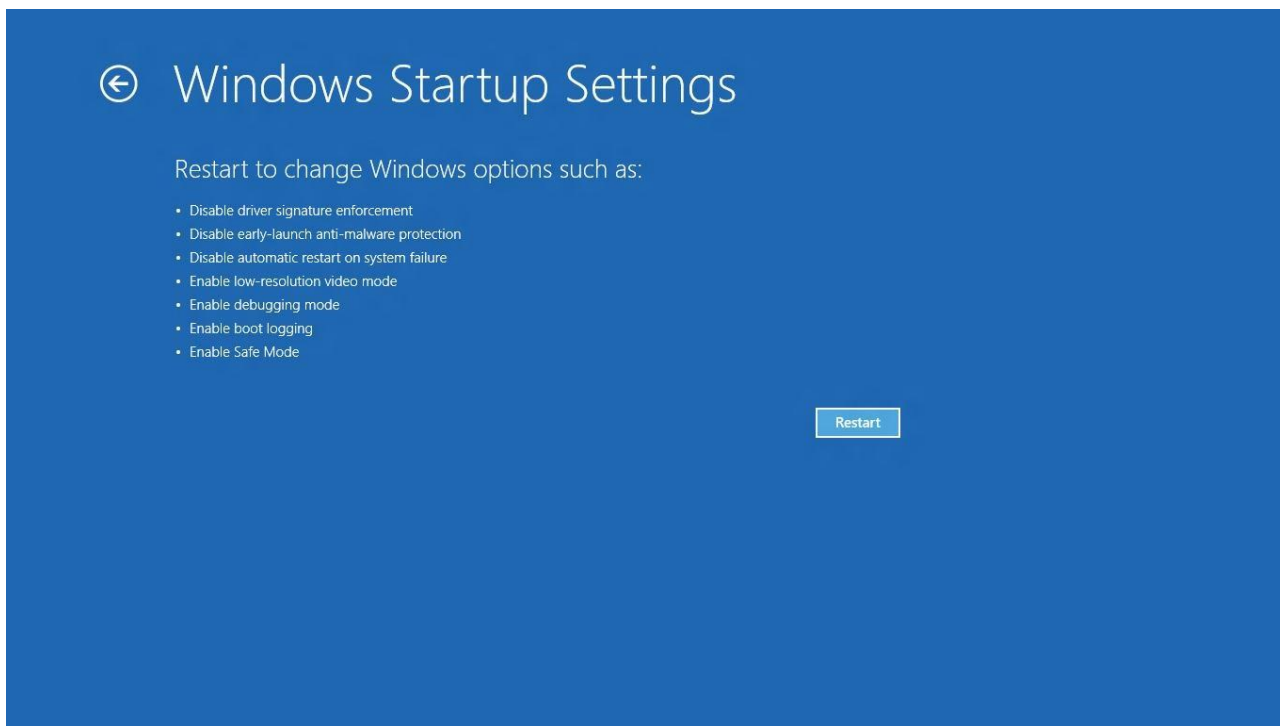
Click on **Troubleshoot** and then **Advanced options**

Origine:	Sost.il:	Sost.da:	SPECIFICA TECNICA DI FORNITURA		
Eseguito	Data:	Tipo Doc.:	<b>WIN8 driver installation</b>		
Controll.:	Data:	Formato: <b>A4</b>			
Eelectron SpA Via Magenta 77/22, I-20017 Rho (MI), Italia +39 02.9316681 +39 02.93507688 info@eelectron.com www.eelectron.com			N° documento <b>TE00A01USBFI01010001</b>	pagina N° <b>1</b>	N° pagine <b>3</b>

On the new screen **Startup Settings**

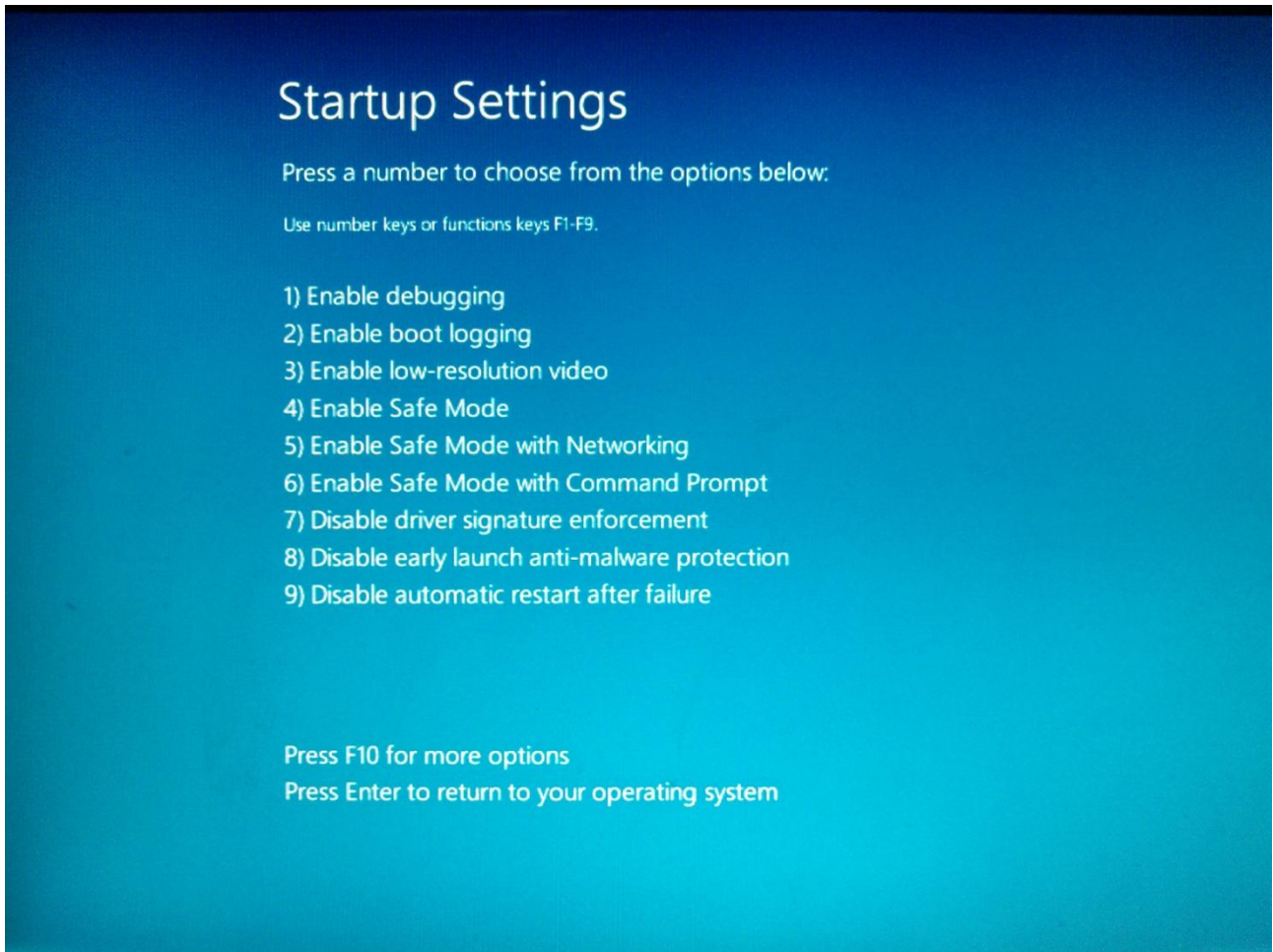


Finally press on **Restart**



Origine:	Sost.il:	Sost.da:	SPECIFICA TECNICA DI FORNITURA		
Eseguito	Data:	Tipo Doc.:	<b>WIN8 driver installation</b>		
Controll.:	Data:	Formato: <b>A4</b>			
<b>Eelectron SpA</b> Via Magenta 77/22, I-20017 Rho (MI), Italia +39 02.9316681 +39 02.93507688 info@eelectron.com www.eelectron.com			N° documento	pagina N°	N° pagine
			<b>TE00A01USBFI01010001</b>	<b>2</b>	<b>3</b>

PC will reboot with the **Startup advanced options** blue screen



Press **7** key corresponding to **Disable driver signature enforcement**

System will reboot for the last time and drivers can be installed

Origine:	Sost.il:	Sost.da:	SPECIFICA TECNICA DI FORNITURA		
Eseguito	Data:	Tipo Doc.:	<b>WIN8 driver installation</b>		
Controll.:	Data:	Formato: <b>A4</b>			
Eelectron SpA Via Magenta 77/22, I-20017 Rho (MI), Italia +39 02.9316681 +39 02.93507688 info@eeelectron.com www.eelectron.com			N° documento <b>TE00A01USBFI01010001</b>	pagina N° <b>3</b>	N° pagine <b>3</b>